

Equity Markets: Resilience in an Uncomfortable Environment

April 2026 was not a month where uncertainty eased; it was a month in which markets chose to look beyond it. The rally was driven by a US–Iran ceasefire, and improving diplomatic talks, which lifted global sentiment.

Crude oil prices surged, geopolitical tensions persisted, and the trajectory of interest rates remained uncertain. Yet, equity markets in India delivered notable returns. Global markets rallied and Nasdaq was back to its pre-war levels

Rather than signaling a smooth path ahead, April underscored a familiar market behavior; price often move ahead of certainty, advancing even when the broader environment remains unsettled.

The Global Backdrop: Geopolitics, Energy and Policy

April unfolded against a volatile geopolitical backdrop. A temporary U.S.–Iran ceasefire announced on April 7 provided only brief relief, as continued disruptions in the Strait of Hormuz kept global energy markets unsettled. Brent crude remained highly volatile during the month, briefly rising into the \$110–115 per barrel range.

On the policy front, global central banks remained steady. The U.S. Federal Reserve held rates in the 3.50%–3.75% range, reinforcing a “higher for longer” stance, albeit with indications that the tightening cycle may be nearing its peak. Inflation moderated marginally, helping stabilize bond yields, but not sufficiently to trigger expectations of near-term rate cuts.

Against this backdrop, equity markets made a decisive choice: to focus on earnings and liquidity rather than headlines.

India: Volatility on the Surface, Strength Beneath

Indian equity market experienced a strong rebound across indices over the past month, with broad-based gains across indices reflecting improved sentiment.

Domestic Index Performance

Index Name (TRI)	Absolute (%)					CAGR (%)		
	1 Month	3 Month	6 Month	YTD	FYTD	1 Year	3 Year	5 Year
Nifty 50	7.5	-5.2	-7.3	-8.2	7.2	-1.4	9.9	10.4
Nifty Next 50	15.4	2.7	-0.6	0.4	14.9	8.0	20.7	14.9
Nifty 100	8.8	-3.9	-6.1	-6.7	8.6	0.2	11.6	11.0
Nifty Midcap 150	13.2	2.4	-0.7	-1.2	12.8	10.7	22.5	19.2
Nifty Large Midcap 250	11.0	-0.8	-3.4	-4.0	10.7	5.4	17.1	15.1
Nifty Smallcap 250	17.1	6.1	-3.9	0.3	16.5	8.9	21.2	18.1
Nifty 500	10.5	-1.7	-4.9	-5.0	10.2	3.0	14.2	12.9

Source: MFI Explorer, NSE. Past performance may or may not be sustained in future and is not a guarantee of any future returns. Index performance does not signify scheme performance. Data as on 30-April-2026

Benchmark indices witnessed swings through April, reflecting global risk sentiment, rising crude prices, and sustained foreign outflows. The month ended with a recovery, but this masks significant intra-month volatility.

Yet, beneath the surface, the market demonstrated notable resilience.

- Domestic institutional investors consistently absorbed foreign selling.
- Macroeconomic indicators remained stable
- Liquidity conditions stayed strong and orderly

India did not outperform in April, but showed resilience.

India: Volatility on the Surface, Strength Beneath

Sectoral Index Performance: Domestic Cyclical Lead

The past month's performance was clearly sector driven, with domestic cyclicals such as capital goods, real estate, and industrials leading the rally, posting strong double-digit gains.

Financials supported the up move with steady performance, while consumption remained mixed. Sectors like IT lagged, reflecting ongoing global uncertainty. Overall, the trend indicates a rotation towards high beta, domestic growth-oriented sectors, signaling a revival in risk appetite.

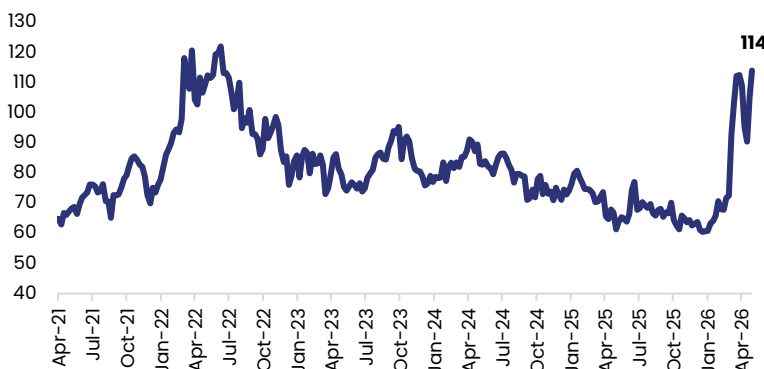
Index Name (TRI)	CAGR (%)							
	1 Month	3 Month	6 Month	YTD	FYTD	1 Year	3 Year	5 Year
Nifty Realty	21.87	1.35	-16.55	-9.61	21.16	-10.42	21.20	20.70
Nifty IT	1.00	-22.83	-18.25	-22.52	0.97	-17.99	1.94	2.72
Nifty PSU Bank	7.74	-5.95	5.26	-0.59	7.49	29.66	26.65	32.76
Nifty India Defence	24.38	9.65	11.44	15.83	23.60	25.88	57.25	58.09
Nifty FMCG	12.15	-0.28	-9.36	-7.94	11.76	-9.52	2.22	8.71
Nifty Bank	9.13	-7.96	-5.46	-7.92	8.83	-0.41	8.24	10.84
Nifty India Consumption	10.48	-0.45	-8.67	-7.10	10.14	0.89	14.98	14.35
Nifty Auto	9.04	-3.11	-3.40	-8.06	8.75	16.18	25.18	21.86
Nifty Financial Services	9.08	-6.12	-6.28	-7.08	8.79	-1.75	10.19	10.51
Nifty Capital Markets	23.20	12.66	15.22	12.49	22.45	40.26	64.15	34.30
Nifty Oil & Gas	8.40	-0.82	-2.39	-4.39	8.13	4.61	15.96	13.29
Nifty Infrastructure	10.03	2.91	-1.97	-2.05	9.70	7.21	20.65	18.36
Nifty India Manufacturing	10.82	3.29	1.74	0.89	10.47	15.14	23.01	18.34
Nifty Metal	15.21	8.50	19.61	14.91	14.72	49.54	30.22	21.48
Nifty Commodities	12.16	6.09	7.91	7.60	11.77	20.23	20.92	16.84
Nifty Energy	16.99	16.03	12.03	15.42	16.45	19.07	19.71	17.71
Nifty Healthcare	5.05	7.37	0.62	1.90	4.89	6.15	22.95	13.07

Source: MFI Explorer, NSE. Past performance may or may not be sustained in future and is not a guarantee of any future returns. Index performance does not signify scheme performance. Data as on 30-April-2026

Key Challenges- Largely External

1. Crude Oil: The Central Risk Variable

Brent Crude Oil Price
(In USD)



Brent Crude prices surged sharply during the month, briefly moving into the \$110–115 per barrel range. For India, this carries direct macroeconomic implications:

- Upward pressure on Inflation
- Increased Currency vulnerability
- Corporate margin compression

Oil-sensitive sectors including aviation, autos, paints etc. came under significant pressure during the month.

Spike in Crude Oil prices serve as a reminder of India's continued vulnerability, despite improvements in underlying macroeconomic buffers.

*USD stands for United States Dollar and INR stands for Indian Rupee.
Source: Bloomberg, Abakkus Internal Research.

Key Challenges- Largely External

2. Foreign Outflow v/s Domestic Strength

Foreign Institutional Investors (FIIs) remained net sellers through much of April, reacting to global risk aversion, a stronger U.S. dollar, and higher commodity prices.

FII Net Investments (Calendar Year - 2026)

Calendar Year	INR crores						Total
	Equity	Debt			Hybrid	Other	
	Equity	Debt-General Limit	Debt-VRR	Debt-FAR	Hybrid	MF & AIFs	
26-Jan	(35,962)	(7,308)	60	13,261	232	646	(29,071)
26-Feb	22,615	5,380	4,772	8,639	(3,896)	337	37,847
26-Mar	(117,775)	6,304	(3,228)	(11,545)	1,868	(2,616)	(126,991)
26-Apr	(58,378)	(7,588)	(2,924)	(2,569)	592	418	(70,449)
Total-2026	(189,499)	(3,212)	(1,320)	7,786	(1,204)	(1,215)	(188,664)

Source: CDSL, Internal, Abakkus Internal Research

Overseas investors have net sold Indian equities worth over ₹1.8 lakh crore so far in CY2026, driven by a weaker rupee, higher oil prices and limited AI investment opportunities in the domestic market.

However, Domestic Institutional Investors (DIIs) consistently stepped in, absorbing supply and limiting drawdowns, a clear shift from past cycles when FII selling translated directly into market stress.

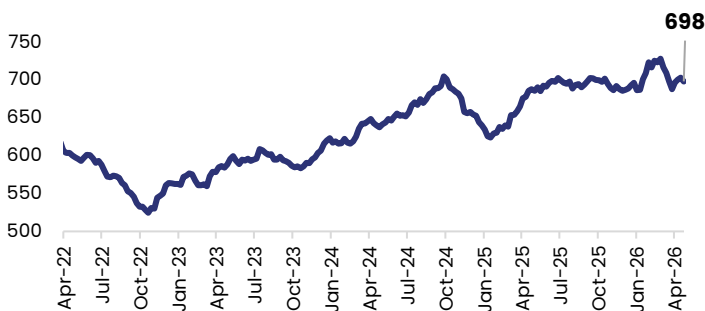
This growing depth of domestic capital is one of the most important structural positives for Indian equities today.

3. Currency & Forex Dynamics

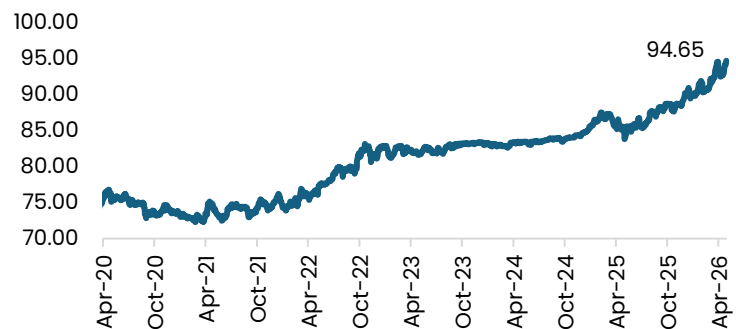
Currency remained a key external challenge, with the Indian Rupee trending weaker against the U.S. Dollar amid a strong global dollar environment.

Forex dynamics were influenced by elevated crude prices, persistent FII outflows, and higher-for-longer global interest rates. This not only added pressure on imported inflation and external balances but also introduced volatility in capital flows, making currency and broader forex movements an important variable for market direction.

India's Foreign Exchange Reserves
(In USD Billion)



USD/INR Spot Exchange Rate



Source: CDSL, Internal, Abakkus Internal Research. For understanding purpose only.

Key Challenges- Largely External

4. Difficult monsoon after two years of good rainfall

After two consecutive years of above normal rainfall, the monsoon outlook for 2026 appears less favourable. Early projections indicate a below normal or uneven distribution, with risks from evolving El Niño conditions.

This raises concerns for rural demand, agricultural output, and food inflation, particularly in a backdrop where inflation sensitivity remains high. A weaker or erratic monsoon could therefore act as a key domestic risk, even as broader challenges remain largely externally driven.

5. Global Risk Sentiment

Indian markets, despite resilient domestic macros, remained closely linked to global cues, particularly reacting to overnight moves in U.S. equities and fluctuations in crude oil prices. This reinforced the dependence of near-term market direction on external risk sentiment.

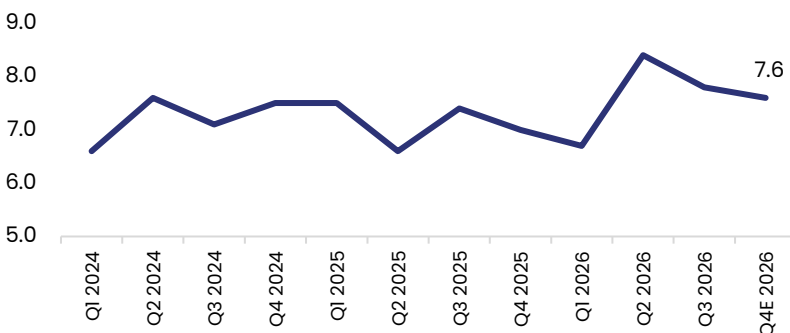
Resilience Despite Headwinds

1. Macroeconomic Stability

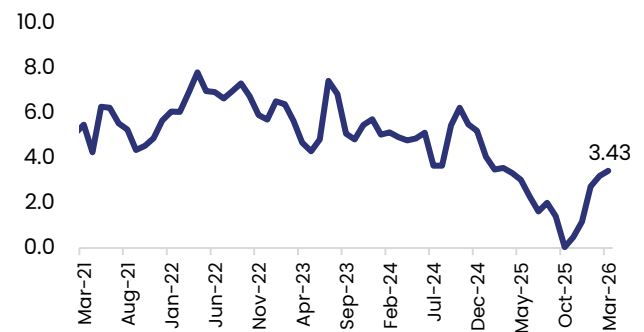
India's growth outlook remains robust, with the IMF and domestic agencies projecting GDP growth materially above global averages.

Inflation, while sensitive to crude, stayed within manageable thresholds, giving policymakers room to remain measured rather than reactive.

Real GDP Growth Y-o-Y
(Base Year = 2022-23 & In %)



CPI Growth Y-o-Y
(Base Price = 2024 & In %)



Source: CDSL, RBI Internal, Abakkus Internal Research. GDP stands for Gross Domestic Product and CPI stands for Consumer Price Index.

2. Earnings: Stability Over Surprise

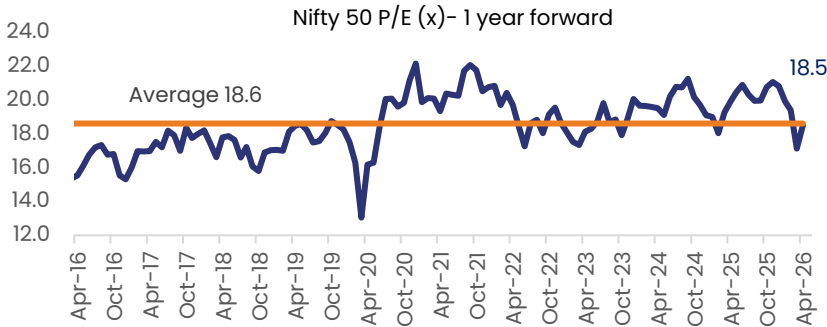
Corporate earnings so far are largely in line with expectations. The earnings season through April was steady rather than spectacular. Importantly, there were no widespread disappointments.

- Financials continued to deliver consistent performance
- Industrials reflected ongoing capex momentum
- Consumption trends remained stable

In the current environment, stability is sufficient. Markets are rewarding predictability & visibility, not just outperformance.

Resilience Despite Headwinds

3. Valuations look reasonable



The Nifty 50 is currently trading at a forward P/E of ~18.5x, broadly in line with its long-term 10 years average of ~18.6x. This suggests that valuations remain balanced, neither stretched nor deeply discounted, despite recent market volatility.

The alignment with historical averages indicates that earnings growth expectations are largely priced in. With valuations near historical averages, earnings execution may drive market direction.

Index	P/E (X) - 1 year forward
Nifty 100	19.9
Nifty Midcap 150	28.6
Nifty Smallcap 250	27.7

Across broader markets, valuations present a mixed picture. While large caps remain close to fair value, segments such as the Nifty 100, Nifty Midcap 150, and Nifty Smallcap 250 continue to trade at relatively higher multiples compared to their historical averages, indicating that select pockets particularly in mid and small caps still reflect elevated expectations.

Source: Bloomberg, Abakkus Internal Research. . For understanding purpose only. Past performance may or may not be sustained in future and is not a guarantee of any future returns. Index performance does not signify scheme performance

4. India's Goods and Services Tax (GST) collections

India's gross GST collections rose to an all-time high of approximately ₹2.43 lakh crore in April 2026, up from around ₹2 lakh crore in March, supported largely by higher revenues from imports, even as domestic consumption showed some signs of moderation.

On a year-on-year basis, collections increased from ₹2.23 lakh crore in April 2025, reflecting a growth of 8.7%. Net GST revenue stood at approximately ₹2.11 lakh crore, registering a 7.3% increase over the previous year.

It is important to note that April collections largely reflect economic activity in March, a period marked by heightened geopolitical tensions involving Iran, Israel, and the U.S., which disrupted global sentiment and contributed to a sharp rise in crude oil prices.

Source: Bloomberg, Abakkus Internal Research. .

5. Efforts to boost exports and reduce Imports

India has accelerated trade integration through a mix of concluded and ongoing free trade agreements (FTA). Existing deals with the United Arab Emirates (CEPA) and Australia (ECTA) have already improved market access and supported export growth across key sectors.

At the same time, negotiations with the European Union and the UK are progressing, aimed at further expanding trade in goods, services, and investments.

These efforts, alongside domestic initiatives like the PLI scheme and logistics reforms, are expected to enhance export competitiveness while gradually reducing structural import dependence over the medium term.

Resilience Despite Headwinds

6. New-age sectors

India's growth is increasingly driven by services and manufacturing of import substitute such as data renewables, defense, space, Electric Vehicles (Evs), fintech, AI, and biotech. These sectors are benefiting from strong policy support, digitalization, and rising investments.

They are boosting manufacturing, attracting FDI, creating skilled jobs, improving exports, and strengthening India's long-term economic and technological competitiveness.

How we see

Rising Global Push for Geopolitical Easing & Oil Prices Stability

China, Japan, and regions such as Europe are structurally net energy importers, making them particularly sensitive to disruptions in global energy markets.

As a result, momentum is building globally toward de-escalation to ensure more stable energy supplies. A more accommodative geopolitical environment would support the gradual normalization of supply chains over the medium to long term, thereby contributing to greater stability in crude oil prices.

UAE's exit from Organization of the Petroleum Exporting Countries (OPEC)

In the near term, crude oil prices are likely to remain elevated due to disruptions around the Strait of Hormuz, keeping import costs and inflation under pressure.

However, over time, greater production flexibility from the UAE could enhance global supply once conditions stabilize, leading to a gradual easing of prices.

Lower crude prices would support margins for downstream oil marketing companies (OMCs), while upstream players may face some pressure on realizations.

Importantly, India's strong energy relationship with the UAE, along with access to alternative export routes such as Fujairah via the Abu Dhabi Crude Oil Pipeline (ADCOP), enhances energy security and reduces geopolitical concentration risks.

Source: Bloomberg, Abakkus Internal Research.

Sector Views

Sectors	View
Financials	Relatively stable with earnings visibility; however, stock selection remains critical
Industrials	Benefiting from strong structural tailwinds driven by capital expenditure revival and policy support.
Consumption	Mixed outlook; rural demand may face near-term challenges due to monsoon variability, while urban consumption remains selective. Overall recovery is gradual and uneven across segments.
Oil linked sectors	Exposed to crude price volatility; a cautious and selective investment approach is advisable.
Information Technology	Sensitive to global growth and interest rate cycles, with high FII ownership; warrants a watchful stance in the near term.

Source: Abakkus Internal Research.

To Conclude

it is evident that markets are gradually demonstrating resilience. While uncertainty persists and has yet to fully dissipate, there are clear indications of improving resilience. Risk appetite appears to be gradually returning, with markets increasingly focusing on long-term structural positives rather than near-term volatility, and showing the ability to move forward despite persistent global headwinds.

While near-term volatility may continue, India's structural growth story remains firmly intact and compelling. Recent market corrections have been driven more by global risk aversion than by any domestic economic weakness. As energy prices stabilize and geopolitical tensions gradually ease, we expect a steady, broad-based recovery supported by improving earnings visibility and strong domestic demand fundamentals.

From a medium-term perspective, this environment underscores the importance of selectivity. Accordingly, we maintain a cautiously optimistic outlook on our investments, with a focus on long-term growth opportunities.

Abakkus Emerging Opportunities Approach

PMS Strategy



As of 30-April-26

Portfolio Update: Abakkus Emerging Opportunities Approach is a benchmark-agnostic, diversified portfolio with an inclination towards mid- and small-cap companies. Guided by fundamental research, the portfolio seeks to generate alpha and long-term wealth creation with a 3–5 year investment horizon. The portfolio continues to remain anchored to our core philosophy of fundamental-based investing. During the month, we made a fresh investment in a steel pipe company that has recently expanded its capacity by 50%. The benefits of this expansion are expected to begin reflecting in its financial performance from March 2026 onwards. On an expanded capacity basis, the company continues to trade at attractive valuations. We also invested in a leading capital markets company that ranks among the top three players in institutional broking and merchant banking. The company has successfully diversified into wealth management, where it is witnessing encouraging traction, further strengthening its growth prospects. We remain confident that our disciplined focus on risk-adjusted returns will enable us to navigate near-term challenges and continue to deliver meaningful alpha and wealth creation for our investors.

Portfolio Performance as on April 30, 2026 (in INR %)

	1M	3M	6M	1 Yr	2 Yrs	3 Yrs	4 Yrs	5 Yrs	Since Inception
ABAKKUS EMERGING OPPOURNITIES APPROACH	15.89	3.56	-2.72	7.25	7.47	21.38	16.08	20.20	26.67
BSE 500 TRI	10.38	-1.73	-4.33	3.64	4.67	14.94	12.16	13.88	17.61

Unaudited Performance data for Portfolio Manager and Investment Approach provided hereunder is not verified by any regulatory authority and Past performance may or may not sustain in the future. The performance is based on TWRR as on April 30, 2026. Inception Date is August 26, 2020. As per SEBI guidelines, the performance data reported is net of all fees and expenses including operational taxes such as GST/STT but excluding investor level Income tax, based on their period of investment, fee structure and point of capital flows.

Top 5 Sector Classification * %

	Weights
NBFC	14.21
BANKS	13.99
COMMODITIES	10.98
HEALTH CARE	10.66
INDUSTRIALS	8.91

*Sectors quoted are for illustration only and not recommendatory. The sectors are classified as per internal classification.

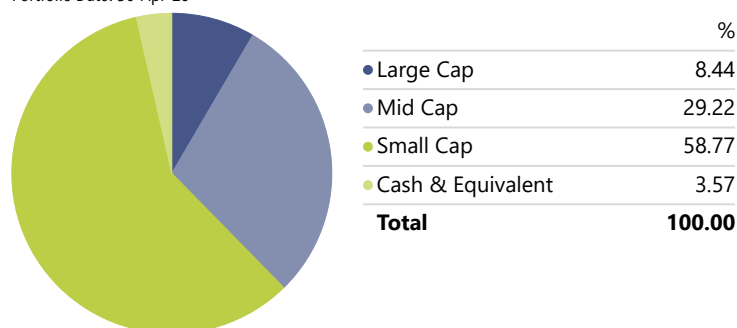
Top 10 Holdings on the basis of Asset * %

Portfolio Date: 30-Apr-26	
	Portfolio Weighting %
Sarda Energy & Minerals Ltd	5.88
PNB Housing Finance Ltd	5.65
The Federal Bank Ltd	5.03
Max Financial Services Ltd	4.44
Axis Bank Ltd	4.36
The Anup Engineering Ltd	4.19
Canara Bank	4.08
IIFL Finance Ltd	4.07
Jindal Stainless Ltd	3.71
LT Foods Ltd	3.68

*Data as on April 30th 2026. The current portfolio holdings may or may not be a part of the future portfolio holdings and may or may not be part of all client portfolios.

Asset Allocation*

Portfolio Date: 30-Apr-26



*Market Cap Classification as per Abakkus internal Classification

Disclaimers



About Us

Abakkus Asset Manager Private Limited (formerly known as Abakkus Asset Manager LLP) ("Abakkus") is registered as a Portfolio Manager with SEBI under SEBI (Portfolio Managers) Regulations, 2020 vide SEBI registration no.: INP000006457 dated March 14, 2019, also registered as Investment Advisor under SEBI (Investment Advisors) Regulations, 2013 vide SEBI registration no.: INA000015729 dated February 03, 2021 and registered as Research Analysts under SEBI (Research Analysts) Regulations, 2014 vide SEBI registration no.: INH000023223 dated September 10, 2025.

Abakkus is also the Investment Manager to Abakkus Growth Fund, a SEBI registered Category III AIF vide SEBI Reg. No.: IN/ AIF3/18-19/0550 dated June 05, 2018, India-Ahead Venture Trust, a SEBI registered Category I AIF vide SEBI Reg. No.: IN/ AIF1/21-22/0976 dated January 25, 2022, India-Ahead Private Equity Trust, a SEBI registered Category II AIF vide SEBI Reg. No.: IN/AIF2/21-22/0980 dated January 27, 2022 and Abakkus India Equity Trust, a SEBI registered Category III AIF vide SEBI Reg. No.: IN/AIF3/23-24/1326 dated August 9, 2023 under SEBI (Alternative Investment Fund) Regulations, 2012 as amended from time to time and the Circulars and Guidelines issued there under from time to time collectively referred as the SEBI Registered Intermediary. The branch office of Abakkus situated at IFSC-GIFT City is registered with the IFSCA as Registered FME (Non-retail) (IFSCA/FME/II/2022-23/041) under IFSCA (Fund Management) Regulations, 2022.

Disclaimer and Disclosures

This website/email/content is confidential and is intended only for the personal use of the prospective investors/contributors (herein after referred as the Clients) to whom it is addressed or delivered and must not be reproduced or redistributed in any form to any other person without prior written consent of Abakkus. This website/email/content does not purport to be all-inclusive, nor does it contain all of the information which a prospective investor may desire. This website/email/content is neither approved, certified nor its contents is verified by SEBI.

Abakkus retains all the rights in relation to all information contained in the website/email/content(s) and to update the same periodically or otherwise from time to time. The website/ email/content is neither a general offer nor solicitation to avail the service of investment from the SEBI Registered Intermediary under the services offered by Abakkus/Fund nor is it an offer to sell or a generally solicit an offer to become an investor in the services offered by the Abakkus/Fund. The delivery of this email/ content at any time does not imply that information herein is correct as of any time subsequent to its date. The contents of this website/email/content are provisional and may be subject to change. In the preparation of the material contained in this website/email/content, Abakkus has used information that is publicly available, certain research reports including information developed in-house. Abakkus warrants that the contents of this

website/email/content are true to the best of its knowledge, however, assume no liability for the relevance, accuracy or completeness of the contents herein.

Abakkus declares that the data and analysis provided shall be for informational purposes. The information contained in the analysis shall be obtained from various sources and reasonable care would be taken to ensure sources of data to be accurate and reliable. Abakkus will not be responsible for any error or omission in the data or for any losses suffered on account of information contained in the analysis. While the Abakkus will take due care to ensure that all information provided is accurate however the Abakkus neither guarantees/warrants the sequence, accuracy, completeness, or timeliness of the report. Neither the Abakkus nor its affiliates or their partners, directors, employees, agents, or representatives, shall be responsible or liable in any manner, directly or indirectly, for views or opinions expressed in this analysis or the contents or any systemic errors or discrepancies or for any decisions or actions taken in reliance on the analysis. Abakkus does not take any responsibility for any clerical, computational, systemic, or other errors in comparison analysis.

There can be no assurance that future results, performance or events will be consistent with the information provided in this content and the past performance, if any is not the guarantee of the future/assured performance. Any decision or action taken by the recipient/visitor of this website/email/content based on this information shall be solely and entirely at the risk of the recipient/visitor of the website/email/content. The distribution of this information in some jurisdictions may be restricted and/or prohibited by law, and persons into whose possession this information comes should inform themselves about such restriction and/or prohibition and observe any such restrictions and/or prohibition. Unauthorized disclosure, use, publication, dissemination or copying (either whole or partial) of this information, is prohibited. Abakkus shall not treat recipient/ user as a client by virtue of his receiving/using the contents of the document in full or part. Neither the Abakkus nor its affiliates, directors, partners, employees, agents, or representatives, shall be responsible or liable in any manner, directly or indirectly, for the contents or any errors or discrepancies herein or for any decisions or actions taken in reliance on the information. The person accessing this information specifically agrees to exempt/ absolve the Abakkus or any of its affiliates or employees from, any and all responsibility/liability arising from such misuse/ improper/ illegal use and agrees not to hold the Abakkus or any of its affiliates or employees responsible for any such misuse/ improper/illegal use and further agrees to hold the Abakkus or any of its affiliates or employees free and harmless from all losses, costs, damages, expenses that may be suffered by the person accessing this information due to any errors and delays.

Abakkus (including its affiliates) and any of its Partners, directors, officers, employees, and other personnel will not accept any liability,

Disclaimers



loss, damage of any nature, including but not limited to direct, indirect, punitive, special, exemplary, consequential, as also any loss of profit in any way arising from the use of this website/ email/content or any information in any manner whatsoever.

This website/email/content may include certain forward-looking words, statements and scenario which contain words or phrases such as "believe", "expect", "anticipate", "estimate", "intend", "plan", "objective", "goal", "project", "endeavour" and similar expressions or variations of such expressions that are forward- looking statements, words, and scenario. Actual results may differ materially from those suggested by the forward-looking statements due to risks, uncertainties, or assumptions. Abakkus takes no responsibility of updating any data/information.

The contents of this website/email/content cannot be copied, reproduced, in whole or in part or otherwise distributed without prior written approval of the Abakkus.

Prospective investors/clients are advised to review this website/ email/content, the Private Placement Memorandum/Disclosure Document, the Contribution Agreement/Client Agreement, representations and presentation(s) and other related documents carefully and in its entirety and seek clarification wherever required from the SEBI Registered Intermediary/ Abakkus. Prospective investors should make an independent assessment, and consult their own counsel, business advisor and tax advisor as to legal, business and tax related matters concerning this document and the other related documents before becoming investing with/through the Abakkus/in the Fund.

The information contained in this website/email/content has been prepared for general guidance and does not constitute a professional advice/assurance and no person should act upon any information contained herein without obtaining specific professional advice/ Assurance. Neither the Abakkus nor its Affiliates or advisors would be held responsible for any reliance placed on the content of this document or for any decision based on it. Each existing/prospective client, by accepting delivery of this document agrees to the foregoing. The Investment portfolio are subject to several risk factors including but not limited to political, legal, social, economic, and overall market risks. The recipient alone shall be fully responsible/are liable for any decision taken on the basis of this document. Abakkus, its partners, employees, PMS clients, AIF scheme (s), Advisory clients may have existing exposure to the stocks that form part of the PMS portfolio/ Advisory portfolio/AIF scheme(s). Further, in view of the investment objective/strategy of the PMS /Advisory and AIF scheme(s) there may be situations where Abakkus may be selling a stock which is part of the PMS portfolio/Advisory portfolio/AIF scheme as the case may be.

Abakkus (including its affiliates) may offer services in nature of advisory, consultancy, portfolio management, sponsorship of funds, investment management of funds which may conflict with each other.

Redressal of client grievances

Investors can seek clarification for their queries and are further entitled to make a complaint in writing, verbally or telephonically. An email may be sent to: For PMS, IA, RA and AIF related queries and complaints - service@abakkusinvest.com and compliance@abakkusinvest.com (both) Alternatively, the Investor may call on +91 22 6884 6601/02/85

Alternative Investment Fund

As per SEBI Circular No. SEBI/HO/IMD/DF6/CIR/P/2020/24 dated February 05, 2020, details of industry benchmark and AIF level performance versus Benchmark Reports are available at <https://www.nseindia.com/products-services/aif-benchmark-report> and <https://intelligence.crisil.com/en/homepage/what-we-do/research/investment-research-product/investment-products-pms-aif-and-insurance/alternate-investment-funds-benchmarks.html>.

Compliance Officer details under AIF:

Mr. Biharilal Deora, Tel: 022-68846600

Portfolio Management Services:

You may refer the Disclosure Document available at <https://www.abakkus.in/disclosures> for detailed disclosures. As per SEBI circular SEBI/HO/IMD/IMD-PoD-2/P/ CIR/2022/172 dated December 16, 2022, the comparison of the relative performance of the investment approach with other portfolio managers is available at <https://www.apmiindia.org/apmi/IACompare.htm?action=iacomaprepage>

Principal Officer and Compliance Officer Details under PMS:

Principal Officer: Mr. Aman Chowhan, Tel: 022-68846600
Compliance Officer: Mr. Biharilal Deora, Tel: 022-68846600

Investment Advisory Services:

You may refer the Disclosure Document available at <https://www.abakkus.in/disclosures>

Principal Officer and Compliance Officer Details under IA:

Principal Officer: Ms. Aishwarya Chavan , Tel: 022-68846600
Compliance Officer: Ms. Merlin Nadar, Tel: 022-68846600

Research Analyst Services:

You may refer the Disclosure Document available at <https://www.abakkus.in/disclosures>

Principal Officer and Compliance Officer Details under RA:

Principal Officer: Mr. Chetan Vora, Tel: 022-68846600
Compliance Officer: Ms. Sheetal Patil, Tel: 022-68846600

Contact:Us:

Website: www.abakkusinvest.com
Email:info@abakkusinvest.com
Tel:022-68846600

Corporate and Registered Address:

Abakkus Corporate Center, 6th Floor, Param House, Shanti Nagar, Near Grand Hyatt, Off Santacruz Chembur Link Road, Santacruz East, Mumbai – 400055.

CIN: U70200MH2024PTC432609